

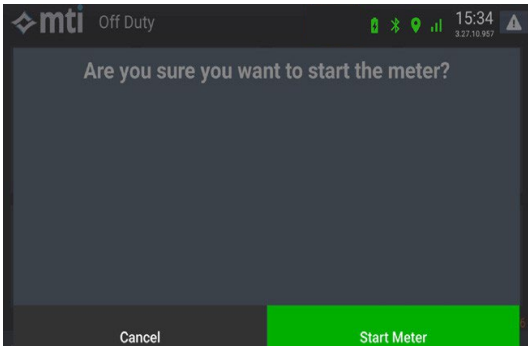


Starting, Pausing & End Trips on the Meter

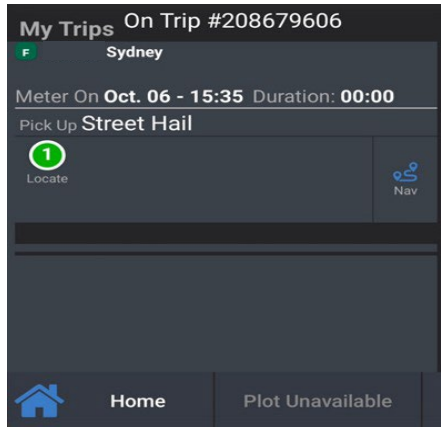
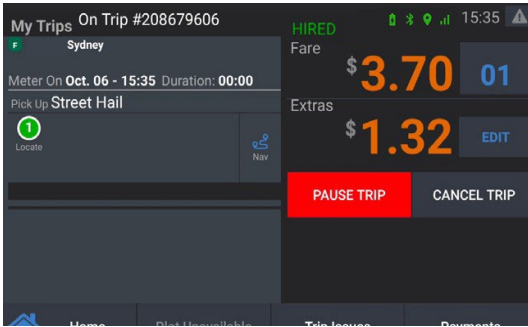
Start Meter

Simply tap 'Start Meter' on your tablet, then confirm by tapping 'Start Meter' a second time.

IMPORTANT NOTE:
If the EFTPOS machine isn't working or is disconnected, your tablet might not let you start the meter.

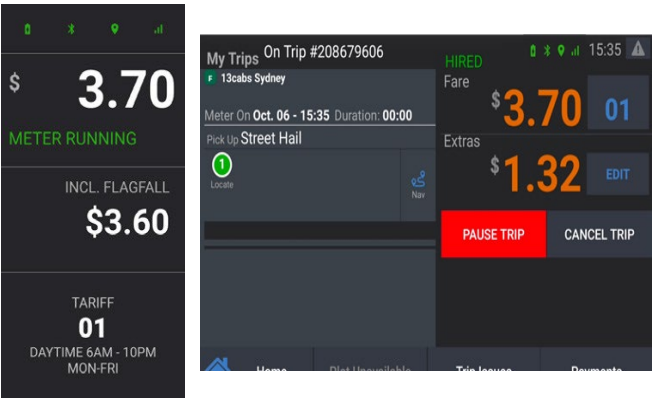
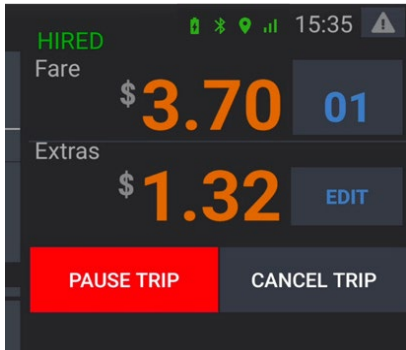


The tablet screen will transform into a split screen.



On the left side, it will show trip details and remain available for other tablet functions, including navigation and booking information.

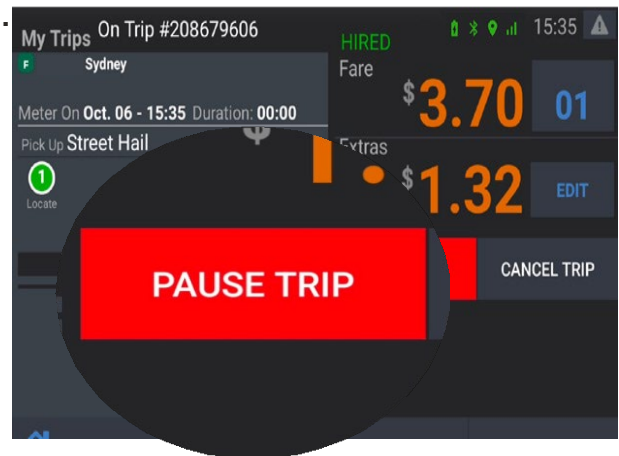
On the right side, it will display the fare and any additional charges.



The EFTPOS terminal will replicate the fare value shown on your tablet.

Pause Meter

To pause the meter, tap **'Pause Trip'**.
To resume the meter, tap **'Continue Trip'**.



End Trip

To end the trip, simply tap **'Pause Trip'** then **'End Trip'** and the final trip fare will be sent automatically to the EFTPOS terminal for processing.

